



EUCAP EXHIBITORS & SPONSORS SERVICES

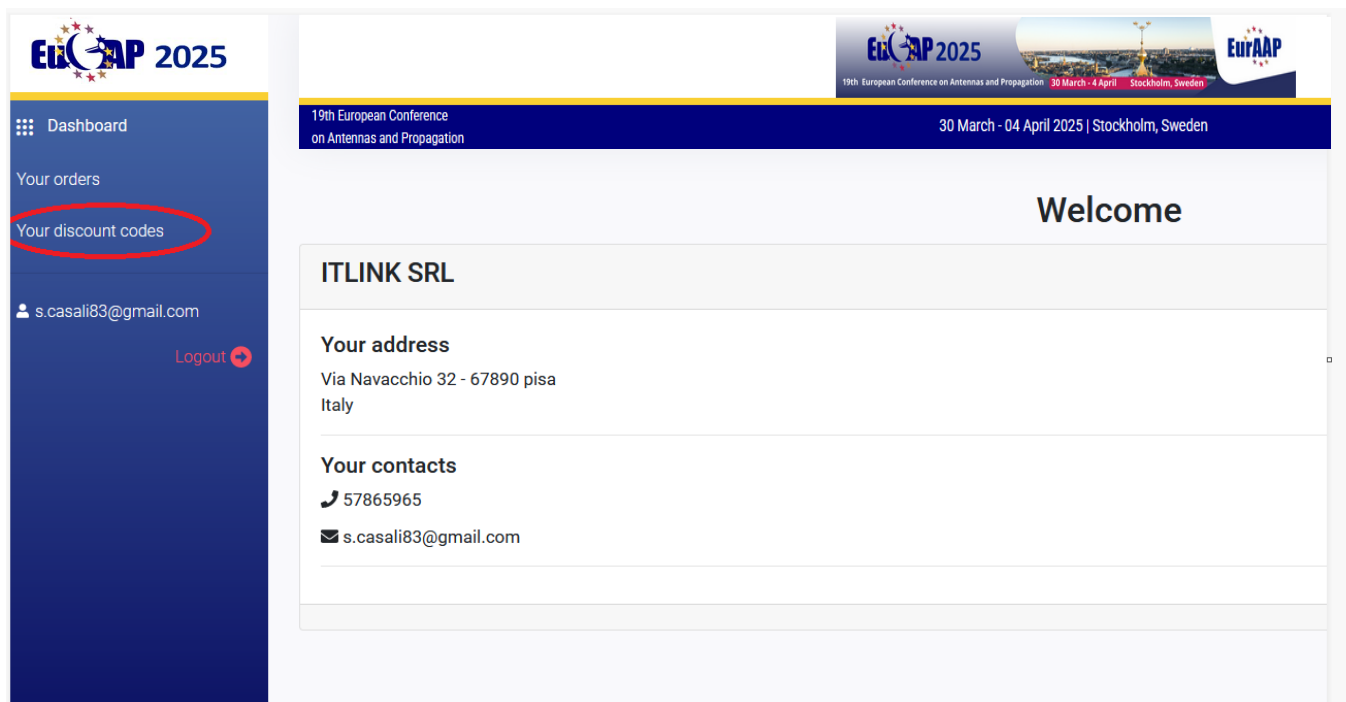
THE “REGISTER THE STAFF” SERVICE

This guide describes the “REGISTER THE STAFF” SERVICE offered to Exhibitors & Sponsors, and how to use it

Table of contents

1. ACCESS TO SERVICES	3
2. THE “REGISTER THE STAFF” SERVICE.....	3
2.1. HOW THE ACCESS TO REGISTER STAFF WORKS.....	3
2.2. TYPES OF CODES.....	4
2.3. HOW TO SEND THE CODES FOR THEIR USE	5
3. CODE FOR FREE GUEST ACCESS FOR SPONSORS AND EXHIBITORS AT EUCAP2025.....	7

1. ACCESS TO SERVICES



- Make the **Login** by entering the mail and Password in the appropriate spaces
- the Services Page shows the Services provided to Exhibitors and Sponsors

2. THE “REGISTER THE STAFF” SERVICE





The **Register Staff** service allows the Exhibitors or the Sponsors to register people to their booth, using the discount codes received via mail and present in the "Your discount codes" section in the Company Services page.

2.1. HOW THE ACCESS TO REGISTER STAFF WORKS

- Login to Company Services page (see above)
- Click on the " Your discount codes " in the menu on the left of the page

You will see the list of your codes.

The list consists of:

Your discount codes			
From this page you could review and send your available discount codes to your company team.			
pag. 1 / 1 (1-4 di 4 elementi)			
	Code	Description	Associated fees
	2ITL232		Exhibitor Delegate
	8ITLXFREE	Exhibition Visitor free	Free Exhibition Visitors Onsite
	STANDP2023		Exhibitor Stand Personnel
	StandPfreeIT		Exhibitor Stand Personnel

- "Send" button
- Code
- The description of the code, if any
- The registration fee associated with the code

2.2. TYPES OF CODES

Each Company can receive a maximum of 4 codes

1) The code made up of an initial number, the acronym of the company name and 26 is the access code to the "Exhibitor Delegate" fee. The Exhibitor delegate fee is a free fee valid for 5 days with access to all areas of the conference which allows for the registration of any Paper (for a maximum of 2) and access to the sessions.

- The initial number indicates how many times the code is valid, therefore how many times it can be used. It is not possible to make cumulative registrations, each person must register individually using the code.

- The company name abbreviation identifies the code as unique to that company
- 26 is the year of edition of EuCAP

If one or more tickets for the Conference Dinner are included in the purchased package, these free tickets are included in this code and those who use it can register for the Conference Dinner for free.

2) The code "StandP26" associated with the "Exhibitor Stand Personnel" fee. The "Exhibitor Stand Personnel" fee allows access to the exhibition area only. This code allows you to register personnel for the Booth in unlimited numbers at a cost of 150 euros per day for a maximum of 4 days. It is not possible to make cumulative registrations, each person must register individually using the code.

3) The code made up of an initial number, the acronym "StandPfree" and the initials of the company name. This is the access code to the "Exhibitor Stand Personnel" fee, with this code it is possible to register one or more people to your booth free of charge for a maximum of 4 days.

- The initial number indicates how many times the code is valid, therefore how many times it can be used. It is not possible to make cumulative registrations, each person must register individually using the code.
- The acronym "StandPfree" indicates that it is associated with the free Stand Personnel fee
- The initials of the company name identify the code as unique to that company

2.3.HOW TO SEND THE CODES FOR THEIR USE

1) Click on the "Send" button. A pop-up opens

Confirm request
×

Send the discount code 2ITL232to the following emails.

E-mail addresses (comma separated)

Ok

Cancel

- 2) Enter the email addresses of the people you want to send the code to. The email addresses must be separated by a comma and the number depends on how many times the code can be used.

The people to whom you have sent the code will receive an email with a " Register to EUCAP " button which contains a link that allows direct access to the EUCAP2026 registration.

The code sent will be entered by default by the system in the appropriate box and the user will be able to register by taking advantage of the discount contained in the code.

The email also contains this useful information:

HOW TO MAKE YOUR REGISTRATION

Click on the link <https://eucaptool.eucap2026.org/registration#/>

- *you will be redirected to the first page of the EuCAP2026 registration*
- *fill in your profile data*
- *the code for your registration will already be entered in the "Discount code" box*
- *continue with registration by selecting the entry fee and any other items you wish to purchase*
- *complete the registration*

You will receive a registration confirmation email.

You will be able to collect your badge on site

3. CODE FOR FREE GUEST ACCESS FOR SPONSORS AND EXHIBITORS AT EUCAP2026

Together with the codes for registering staff at the stand and at the conference you will find an additional code that allows free access to the Exhibition .

The code made up of the acronym " EXFREE" and 2026. This is the access code to the " One day Exhibition free entrance " fee, with this code it is possible to invite one or more people to your booth free of charge for one day between Tuesday 21 April and Wednesday 22 April.

.

- It is not possible to make cumulative registrations, each person must register individually using the code.
- The acronym " EXFREE " indicates that it is associated with the fee "One day Exhibition free entrance"
- 2026 indicates the EuCAP conference edition

3.1.HOW TO SEND THE CODES FOR THEIR USE

1) With the EuCAP tool :

- Click on the "Send" button. A pop-up opens

Confirm request

×

Send the discount code 2ITL232to the following emails.

E-mail addresses (comma separated)

Ok

Cancel

- Enter the email addresses of the people you want to send the code to. The email addresses must be separated by a comma.

The people to whom you have sent the code will receive an email with a " Register to EUCAP " button which contains a link that allows direct access to the EUCAP2026 registration.

The code sent will be entered by default by the system in the appropriate box and the user will be able to register by taking advantage of the discount contained in the code.

The email also contains this useful information:

HOW TO MAKE YOUR REGISTRATION

Click on the link <https://eucaptool.eucap2026.org/registration#/>

- *you will be redirected to the first page of the EuCAP2026 registration*
- *fill in your profile data*
- *the code for your registration will already be entered in the "Discount code" box*
- *continue with registration by selecting the entry fee and any other items you wish to purchase*
- *complete the registration*

You will receive a registration confirmation email.

You will be able to collect your badge on site

2) In a separate and personalized email to the person you want to invite

Please write to registration@eucap2026.org in order to receive the special link with that allows the person who receives the invitation, by clicking on the link, to have direct access to the first page of the registration and the code will already be inserted in the appropriate "Discount code" box.